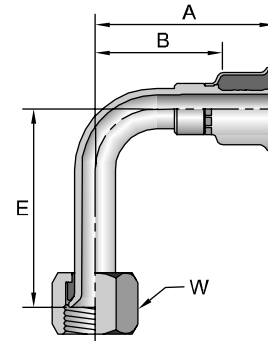


14126

Female JIC 37° - Swivel - 90° Elbow - Long Drop

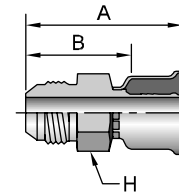
# Part Number	Thread		Hose I.D. inch	A		E		W		B	
	inch			inch	mm	inch	mm	inch	inch	mm	mm
14126-4-4	1/4	7/16x20	1/4	2.05	52	1.81	46	9/16	1.18	30	
14126-6-6	3/8	9/16x18	5/16	2.02	51	2.13	54	11/16	1.16	29	
14126-8-8	1/2	3/4X16	13/32	2.35	60	2.43	62	7/8	1.49	38	
14126-10-10	5/8	7/8x14	1/2	2.11	54	2.76	70	1	1.16	29	
14126-16-16	1	1-5/16x12	7/8	3.17	81	4.33	110	1-1/2	2.13	54	



10426

Male SAE 45° - Rigid

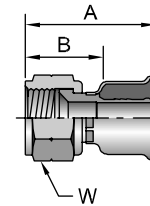
# Part Number	Thread		Hose I.D. inch	A		H inch	B	
	inch			inch	mm		inch	mm
10426-4-4	1/4	7/16x20	3/16	1.97	50	1/2	1.18	28
10426-6-6	3/8	5/8x18	5/16	2.04	52	11/16	1.18	30



10826

Female SAE 45° - Swivel

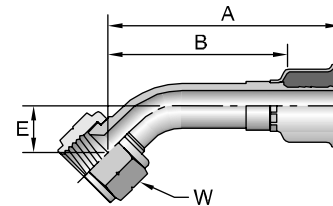
# Part Number	Thread		Hose I.D. inch	A		W inch	B		Additional Material Brass (B)
	inch			inch	mm		inch	mm	
10826-6-6	3/8	5/8x18	5/16	1.84	47	3/4	0.98	25	•
10826-10-8	5/8	7/8x14	13/32	2.21	56	1	1.35	34	
10826-10-10	5/8	7/8x14	1/2	2.13	54	1	1.18	30	
10826-12-12	3/4	1-1/16x14	5/8	2.19	56	1-1/4	1.25	32	•



17726

Female SAE 45° - Swivel - 45° Elbow

# Part Number	Thread		Hose I.D. inch	A		E		W		B	
	inch			inch	mm	inch	mm	inch	inch	mm	mm
17726-4-4	1/4	7/16x20	3/16	2.29	58	0.39	10	9/16	1.43	36	
17726-6-6	3/8	5/8x18	5/16	2.72	69	0.43	11	11/16	1.86	47	
17726-8-8	1/2	3/4x16	13/32	2.82	72	0.59	14	7/8	1.96	50	
17726-10-10	5/8	7/8x14	1/2	2.96	75	0.63	16	1	2.01	51	
17726-12-12	3/4	1-1/16x14	5/8	3.43	87	0.83	21	1-1/4	2.49	63	



Notch on nut signifies SAE 45° flare fitting.